

The Third International



Critical Infrastructure Security Showdown

26 to 29 August 2019

Singapore University of Technology and Design

Contents

1. Introduction.....	2
2. Objectives of Exercise.....	2
3. Registration.....	2
4. Schedule.....	3
4.1 Set Up Phase: 5 – 22 August.....	4
4.2 Walkthrough Phase: 26 August.....	4
4.3 Attack Phase: 27 – 29 August.....	5
4.4 iTrust Red Team: 30 August.....	6
5. Rules & Regulations.....	7
5.1 General.....	7
5.2 Red Team.....	7
5.3 Blue Team.....	8
5.4 Observers & Technical Reporters.....	9
6. Scoring System for Red Teams.....	9
6.1 Point of Entry Modifiers, p.....	10
6.2 Physical Process Goals, g _p : Control over physical process.....	10
6.3 Sensor Data Goals, g _s : Control over sensor readings.....	10
6.4 Control modifiers, c.....	10
7. Process for Launching Attacks.....	10
7.1 Scope of attacks.....	10
7.2 Preparation phase.....	11
7.3 Transition phase.....	11
7.4 Attack demonstration phase.....	11
7.5 Reset phase.....	11
8. Funding & Prizes.....	11
8.1 Fundable Items.....	11
8.2 Non-fundable Items.....	12
8.3 Prizes and Tokens.....	12
8.4 Sponsor.....	12
9. Intellectual Property.....	12
10. Acceptance of Terms & Conditions.....	12
11. Getting to SUTD.....	13
Annex A: Information on CloneHistorian.....	14
Annex B: Submission of detection logs and screenshots to Google Drive.....	15
Annex C: Scoresheet for Red Teams.....	16

1. Introduction

The [Critical Infrastructure Security Showdown \(CISS\) 2019](#) (“Exercise”) is the third run of iTrust’s technology assessment exercise, dubbed the SWaT Security Showdown (S3) in 2016 and S317 in 2017¹. This year’s Exercise is sponsored by the [National Research Foundation](#). Organised by [iTrust](#), the CISS 2019 is held at [SUTD](#), with the setup phase from 5 to 23 August, walkthrough phase on the morning of 26 August, and the attacking phase from 26 August (afternoon) to 29 August. Red and Blue Teams from academia and industry are invited to participate in this Exercise.

2. Objectives of Exercise

- 2.1 iTrust is a Centre for Research in Cyber Security. The Exercise allows our security researchers to: (1) empirically test defence mechanisms developed in-house against skilled attackers (2) be exposed to and discover new attack vectors to defend against; and (3) strengthen existing defence mechanisms.
- 2.2 Red Teams will have a unique chance to attack the [Secure Water Treatment \(SWaT\)](#), a 5 US gallon/min industrial water treatment testbed. For additional realism, Red Teams are encouraged to enter SWaT’s network via the ZyCron Cyber City (ZCC), which simulates a plant operator’s enterprise network. Additional points are given if this route is taken (see para. 6.)
- 2.3 Concurrently, Blue Teams will be able to showcase their detection capabilities against cyber attacks. For the avoidance of doubt, the only objectives of this Exercise are mentioned in 2.1. It is not our aim of iTrust to assist the Blue Teams to uncover their inability to detect cyber attacks (nor why), if applicable.

3. Registration

Red and Blue Teams’ participation is by invitation only. Please register your participation using the link given in the invitation email. The registration deadline is **31 Jul 2019 (Wed), 1800 hrs.**

¹ Anonymised reports from S3 and S317 can be downloaded [here](#) and [here](#).

4. Schedule

The attack schedule will be announced on the [website](#) two weeks before the Exercise. Red Team leaders will also be notified via email. Table 1 summaries the activities and attack schedule.

Table 1: Summary of the activities and attack schedule

Date	Time	Activity & attack schedule	Involvement
31 Jul (Wed)	18:00	Registration for Red & Blue Teams closes	All Red & Blue Teams
1 – 2 Aug (Thurs – Fri)	15:00 – 18:00	Briefing for Blue Teams on SWaT and CloneHistorian (select one of two days)	All Blue Teams
5 Aug – 22 Aug	09:00 – 18:00	Setting up defence mechanisms in SWaT + learning plant behaviour (if applicable)	All Blue Teams (3 working days each)
26 Aug (Mon)	09:00 – 11:00	Session 1: Introduction to SWaT & ZCC + Q&A	Red Teams (non-mandatory)
	12:00 – 14:00	Session 2: Introduction to SWaT & ZCC + Q&A	Red Teams (non-mandatory)
27 Aug (Tues)	09:00 – 13:00	Attack by CTF.SG	CTF.SG All Blue Teams
	13:00 – 14:00	System recovery	iTrust staff
	14:00 – 18:00	Attack by NATO CCDCOE	NATO CCDCOE All Blue Teams
28 Aug (Wed)	09:00 – 13:00	Attack by Politecnico di Milano	Politecnico di Milano All Blue Teams
	13:00 – 14:00	System recovery	iTrust staff
	14:00 – 18:00	Attack by NSHC	NSHC All Blue Teams
29 Aug (Thurs)	09:00 – 13:00	Attack by ABZB LLC	ABZB LLC All Blue Teams
	13:00 – 14:00	System recovery	iTrust staff
	14:00 – 18:00	Attack by NAIST	NAIST All Blue Teams

Date	Time	Activity & attack schedule	Involvement
	18:00 – 18:30	Judging & scoring	iTrust staff
	18:30 – 20:30	Award ceremony and dinner	All Red & Blue Teams
30 Aug (Fri)	09:00 – 13:00	Attack by iTrust Red Team	All Blue Teams
	13:00 – 14:00	System recovery	iTrust staff

4.1 Set Up Phase: 5 – 22 August

- 4.1.1. Each Blue Team is given up to 3 working days to set up its defence mechanism in SWaT, assisted by the testbed engineer. Booking for set up scheduling is on a first-come-first-served basis.
- 4.1.2. Once all defence mechanisms have been set up, iTrust will run the testbed under “normal plant operating condition” for up to 3 days. This gives defence mechanisms time to learn the plant behaviour, where necessary/applicable.
- 4.1.3. iTrust will not provide any additional hard/software for installation/setting up/GUI display.
- 4.1.4. iTrust will not be responsible for any loss or damage to the equipment before, during and after the Exercise (installed CCTVs notwithstanding).
- 4.1.5. Any system modification required for setting up the defence mechanism is subject to permission from, and supervised by, the testbed engineer.

4.2 Walkthrough Phase: 26 August

- 4.2.1. All Red Teams are invited to visit the SWaT testbed to familiarise with SWaT and ZCC setup, and ask questions. No attacks or connections of any sort are allowed at this point. Attendance in this phase is non-mandatory and has no bearings on the team’s final score. Please see Table 1 above for attendance schedule. Technical details of SWaT can be found [here](#) and [here](#).
- 4.2.2. ZCC is a full-fledge virtual organisation comprising of Information Technology (e.g., e-mail server, file server, printer server, CCTV, honeypot and intranet) and Operational Technology (water treatment processes in SWaT), that are meaningfully represented. To make these entities “alive,” various types of network traffic are carefully crafted and

included in ZCC. As an IT environment ZCC is not set up with best practices i.e. it is intentionally built with minimum security features and contains vulnerabilities for Red Teams to explore and exploit. **Please note there is no internet access within the ZCC.** A high-level architecture of ZCC is presented in Figure 1.

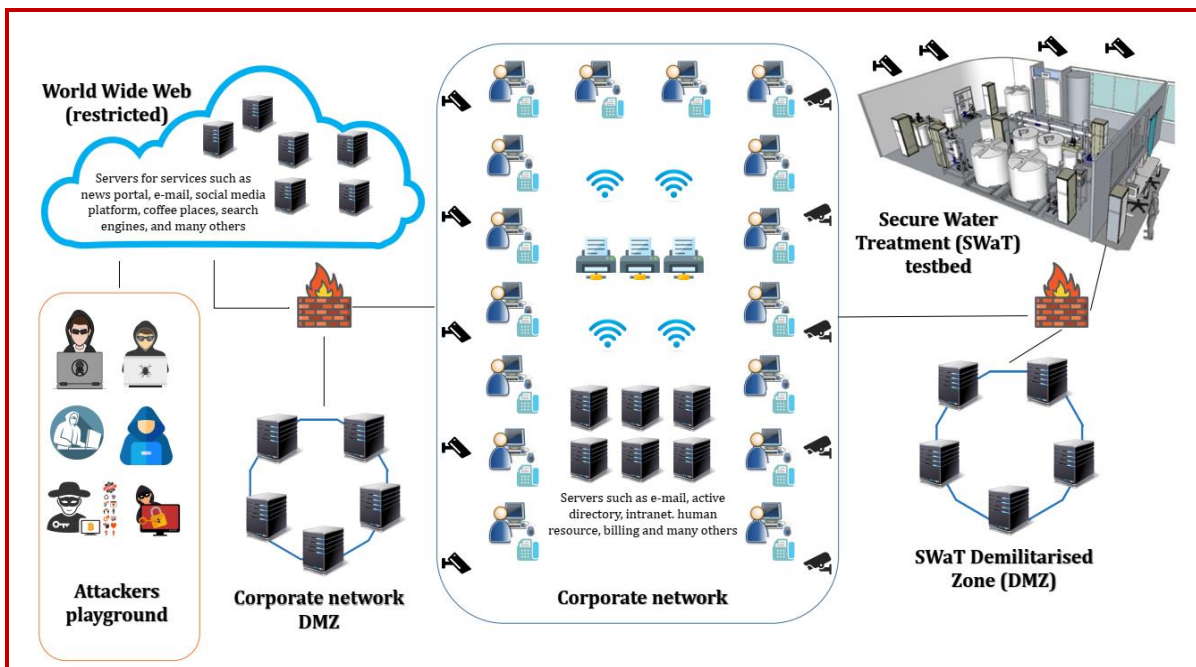


Figure 1: High-level Architecture of ZyCron Cyber City

4.3 Attack Phase: 27 – 29 August

- 4.3.1. Each Red Team is given 4 hours to demonstrate its attacks and achieve the pre-determined goals (see para 4 for details on scoring). The 4 hours include, but are not limited to: setting up of equipment, reconnaissance, designing and launching attacks, interactions with judges and taking breaks².
- 4.3.2. Red Teams will launch their attacks from the SWaT control room, which is nestled between the testbed and ZCC (see Figure 2). Only the active Red Team, accompanied by judges, iTrust staff and selected observers are allowed in the SWaT control room. Rooms will be available to other Red Teams to discuss and plan their attacks.
- 4.3.3. Concurrently, an array of detection mechanisms is deployed in SWaT by the Blue Teams

² Light refreshments will be provided

before the Exercise. These mechanisms will monitor and try to detect and report, but not prevent, the ongoing attacks. The Blue Teams will in a separate room (adjacent to SWaT control room) from the Red Teams to monitor and report the attacks to iTrust. Blue Teams may also use this opportunity to demonstrate their defence capabilities to observers.

4.3.4. The SWaT testbed are out of bounds to Red and Blue Teams. In addition, the SWaT Control Room is out of bounds to Blue Teams.

4.3.5. The award ceremony to announce the top three Red Teams and a post-event dinner will be held on **29 Aug 2019 (Thurs) at 6.30pm at SUTD**. All Participants are invited to attend.

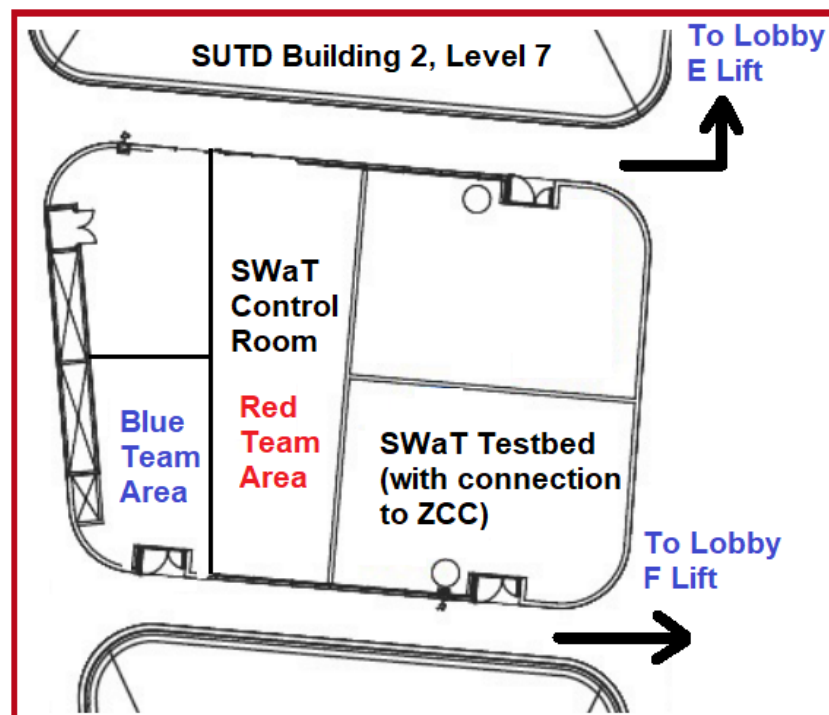


Figure 2: Venue for CISS 2019

4.4 iTrust Red Team: 30 August

4.4.1. An iTrust Red Team, comprising iTrust researchers, will launch attacks on SWaT. iTrust requests that all Blue Teams still deploy their defence mechanisms at SWaT to detect these attacks; dismantling of their mechanisms can take place from 2 September 2019. All Blue Teams are requested to be present during this phase, and submit their detection logs and screenshots for analysis.

5. Rules & Regulations

5.1 General

5.1.1. All Red and Blue Teams (collectively “Participants”) in this Exercise agree and accept the terms and conditions of participation and the use of personal data as well as photography and/or video recording during and after the Exercise by iTrust for purposes of research and producing editorial content for publicity. **Media may be present (subject to invitation acceptance); please inform us if you would prefer not to speak to the media.**

5.1.2. Red and Blue Teams must confirm and submit a list of their team members, along with a clear passport sized photo, to iTrust by **16 August 2019** in exchange for ID passes (non-transferrable). No changes to the team members will be permitted thereafter.

5.2 Red Team

5.2.1. Setup

- Up to 4 registered team members are allowed; ID passes issued by iTrust will be used for identification and access.
- Electric power³, tables and chairs for up to 4 persons and a separate network for internet uplink (do not attack that network) will be provided. The internet connection provided is only for browser access but not to connect for remote assistance.
- Can use your own laptops and hard/software tools; the laptops can be connected to the devices/network directly. iTrust will not provide any additional hard/software.
- Provide a copy of their software tools and/or source codes (used during the attack) to iTrust for research purposes.

5.2.2. Attack

- There shall not be external communication with other persons, for example, to seek assistance in launching the attacks.
- No physical access to SWaT and ZCC .
- Must inform the judges on the attacks they wish to carry out, obtain a green light,

³ Type G, British BS-1363 wall outlet, 220-240 volts AC @ 50 Hz

before proceeding.

- Activities or actions that would interfere, obstruct or disturb Participants, iTrust and running of the Exercise are strictly prohibited. In addition, the following will not be available for attack:
 - a) Hypervisors
 - b) 10.10.0.0/16
 - c) 1.2.222.0/24

5.3 Blue Team

5.3.1. Setup

- **For teams whose defence mechanisms require querying data from the Historian, they must and can only do so via Virtual Machines (VMs) developed by iTrust, dubbed CloneHistorian.** This ensures that the detection efficiency and speed are not affected as a result of multiple defence mechanisms querying data from SWaT's Historian. More information on CloneHistorian is given in **Annex A**. A briefing has also been arranged on 1 and 2 Aug for Blue Teams to better understand CloneHistorian.
- Please note that Historian Data extracted from the Historian directly will be in GMT+8 timezone, while Historian Data extracted via WebAPIClient will be in GMT+0 timezone.
- Up to 4 registered team members are allowed, comprising solution provider and system integrator (no restriction on makeup of team⁴); ID passes issued by iTrust will be used for identification and access.
- Electric power², tables and chairs for up to 4 persons and a separate network for internet uplink will be provided. The internet connection provided is only for browser access but not to connect for remote assistance.
- All system modifications, wired/wireless/physical connections, equipment, accessories, installed software etc. must be removed and the testbed restored to its original and working condition within 2 weeks after the Exercise.

5.3.2. Detection

- **There shall be no efforts made to prevent, halt or thwart any attacks launched by the Red Team.**
- Each Blue Team shall submit **their detection logs and screenshots of attack**

⁴ E.g., the make up can be 2 from solution provider and 2 from SI, or 3 from solution provider and 1 from SI

detection to iTrust via an assigned and unique Google Drive account (Annex B), as well as a post-Exercise report detailing their detections.

5.4 Observers & Technical Reporters

5.3.3. Observers from government agencies may be present to witness the Participants' attack and defence capabilities. To ensure fairness and minimise disruptions, interactions between observers and the active Red Team will be kept to a minimum. Observers can freely interact with Blue Teams to better understand their detection capabilities.

5.3.4. Technical reporters comprising iTrust staff and researchers will be attached to the active Red and Blue Teams to record and report the ongoing activities. These include, but are not limited to, photo taking and video recording, taking notes of how/when the attacks are launched and interactions between judges and Participants. These observations will then be distilled into an anonymised report. A copy of the report will be provided to the Blue Teams as soon as available after the Exercise and published on iTrust's website about 2 months after the Exercise.

6. Scoring System for Red Teams

A structure to classify different attacks, and define how such attacks are scored, is described below. In general, the total score, s , for an attack is computed based on four factors p , g , c and b :

$$s = p * [(g_{p1} * c_{p1} + \dots + g_{pn} * c_{pn}) + (g_{s1} * c_{s1} + \dots + g_{sn} * c_{sn})] + b$$

Where:

- p = point of entry modifier
- g = points awarded based on whether specific physical process (g_p) or sensor data goals (g_s) can be manipulated; and
- c = control modifier that is awarded based on the extent of control the attacker has in manipulating the physical process (c_p) or sensor data goals (c_s)
- b = bonus points for novel attacks outside of the physical process and sensor data goals listed, at the discretion of the judges

A sample of the scoresheet is given in Annex C.

Example:

A Red Team launches an attack from SWaT directly ($p = 0.8$), and manages to exert control over the motorised valve ($g_p = 100$) and pressure ($g_p = 145$) to values determined by the judge ($c_p = 1$), but can only randomly control ($c_s = 0.5$) the PLC values ($g_s = 160$). The total score is thus:

$$s = 0.8 * [(100 * 1 + 145 * 1) + (160 * 0.5)]$$

$$= 260$$

6.1 Point of Entry Modifiers, p

- Factor = 1: Entering via ZCC to launch attack on SWaT
- Factor = 0.8: Launching attack directly from SWaT

6.2 Physical Process Goals, g_p : Control over physical process

- 100 points: Motorised Valves (open/close/transitioning/intermediate)
- 130 points: Water Pumps (on/off)
- 145 points: Pressure
- 160 points: Tank fill level (true water amount, not sensor reading)
- 180 points: Chemical dosing

6.3 Sensor Data Goals, g_s : Control over sensor readings

- 100 points: Historian values
- 130 points: HMI/SCADA values
- 160 points: PLC values
- 200 points: Remote I/O values

6.4 Control modifiers, c

- The control modifier determines the extent of control the attacker has over the goals
- Factor = 0.5, if the team can only randomly influence the process (value and time)
- Factor = 1.0, if the team can precisely influence the process or sensor value to a *target value* chosen by the judges

7. Process for Launching Attacks

All attackers must adhere to the following process for carrying out their attacks:

7.1 Scope of attacks

We currently have the following blacklist for attacks:

- Server rack: The server rack should not be attacked through physical layer
- Historian: Do not directly try to compromise the historian. We use it to record data for later analysis. Feel free to manipulate data sent to the historian
- General electric supply, fire alarm systems etc.: please do not manipulate the overall setup on a scale that affects more than the testbed setup (e.g., trigger university-wide fire alarm or similar).

7.2 Preparation phase

- Set up attacks, but not launch them
- Document the attack steps and inform the judges

7.3 Transition phase

Declare attack goal(s) to the judges:

- Which physical or sensor goal are you targeting?
- Extend of control over the goals (judges will provide target value to achieve)
- How long is the attack expected to take?

7.4 Attack demonstration phase

- Attacks are conducted under the monitoring of judges and a lab engineer
- Judges declare when goal is met
- If there is more than one attack, another preparation and transition phase will follow

7.5 Reset phase

- Once all attacks have been completed by a team or after 4 hours, whichever is earlier, the lab engineer resets the testbed to its original state

8. Funding & Prizes

8.1 Fundable Items

Partial funding is provided for shortlisted Red Teams as follows:

- a) Round-trip and most direct economy fare tickets for up to 2 registered members per team (booked by iTrust⁵); and
- b) Up to 5 nights' accommodation (one twin room with breakfast) per team at [Park Avenue Changi Hotel](#), which is about 10 mins' walk to SUTD. **The applicable**

⁵ We will request for a copy of your passport and contact details for flights booking; personal data in Singapore is protected under the [Personal Data Protection Act 2012 \(PDPA\)](#)

dates are between 25 Aug 2019 and 29 Aug 2019 inclusive (“block out dates”). Participants who wish to check in before or check out after the block out dates, including early check in/out on the block out dates, will have to bear their own cost.

8.2 Non-fundable Items

Local transport (e.g., between airport to hotel and hotel to SUTD), passport renewal and visa fees and travel insurance are not funded. It is the Participants’ sole responsibilities that they have the proper documentation to travel to (including transit stops) and enter into Singapore. This includes permits/licenses/certificates to bring in any controlled/restricted equipment/device into Singapore, if any.

Please refer to the [Immigration Checkpoint Authority’s](#) and [Singapore Custom’s](#) website for the most up-to-date regulations. If Participants are barred from travelling or entry, iTrust may seek compensation for the flight and/or hotel cancellation charges and penalties, whether in full or in part. Participants are also encouraged to obtain travel insurance.

8.3 Prizes and Tokens

The top three Red Teams will receive cash prizes of S\$500, \$300, and \$200, respectively. **Participants** will also receive a token of appreciation and certificate of participation.

8.4 Sponsor

This Exercise is supported by the National Research Foundation (NRF), Prime Minister's Office, Singapore, under its National Cybersecurity R&D Programme and administered by the National Cybersecurity R&D Directorate.

9. Intellectual Property

iTrust agrees that no transfer of the Participant’s intellectual property rights is granted or implied by its participation in this Exercise.

10. Acceptance of Terms & Conditions

Participants who register for this Exercise are deemed to have read and accepted all the terms and conditions set out in this document. iTrust reserves the right to change these terms and conditions at any time up until the Exercise, without prior notice.

11. Getting to SUTD

SUTD Address: [8 Somapah Road, Singapore 487372](#)

Location of Exercise: Secure Water Treatment testbed, SUTD Building 2, Level 7

Nearest Lift Lobby: F

Nearest Lift Lobby to basement carpark: E

(Directional stands will be placed along Lift Lobby E & F)

For Red Teams staying at Park Avenue Changi Hotel, you can either walk [10 mins](#) (mostly unsheltered) to SUTD, or take the subway from Expo to Upper Changi station along the Downtown line (1 stop away.) A single trip ticket costs S\$1.50. Turing left at Exit E will get you directly into SUTD; past My NoNna's restaurant, take the nearest lift from Lobby F to level 7.



Walk past
My
Nonna's,
turn left to
take lift at
Lobby F

Annex A: Information on CloneHistorian

To ensure a smooth Blue Team experience, iTrust has installed an in-house load balancer – CloneHistorian – to get access to the Historian data in real-time. Blue Teams which need to query data from SWaT's Historian must do so via CloneHistorian.

The CloneHistorian acts as a Client for the primary Historian and a Server for the Defenders. Blue Teams will be clients of this CloneHistorian. All the requests from the BlueTeam will be cached in advance on the CloneHistorian, hence the responses/replies are served in the fastest way possible. In this way, CloneHistorian acts as a Content Delivery Network. There are several Virtual Machine instances of CloneHistorian running simultaneously, which make the whole system act as a load balancer as well. Figure 3 explains the architecture of CloneHistorian.

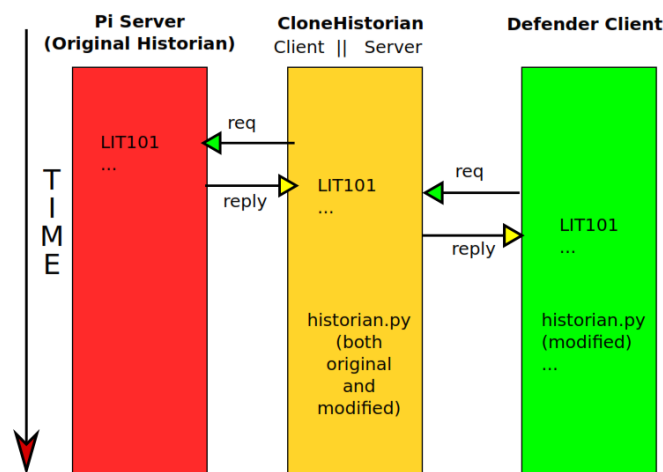


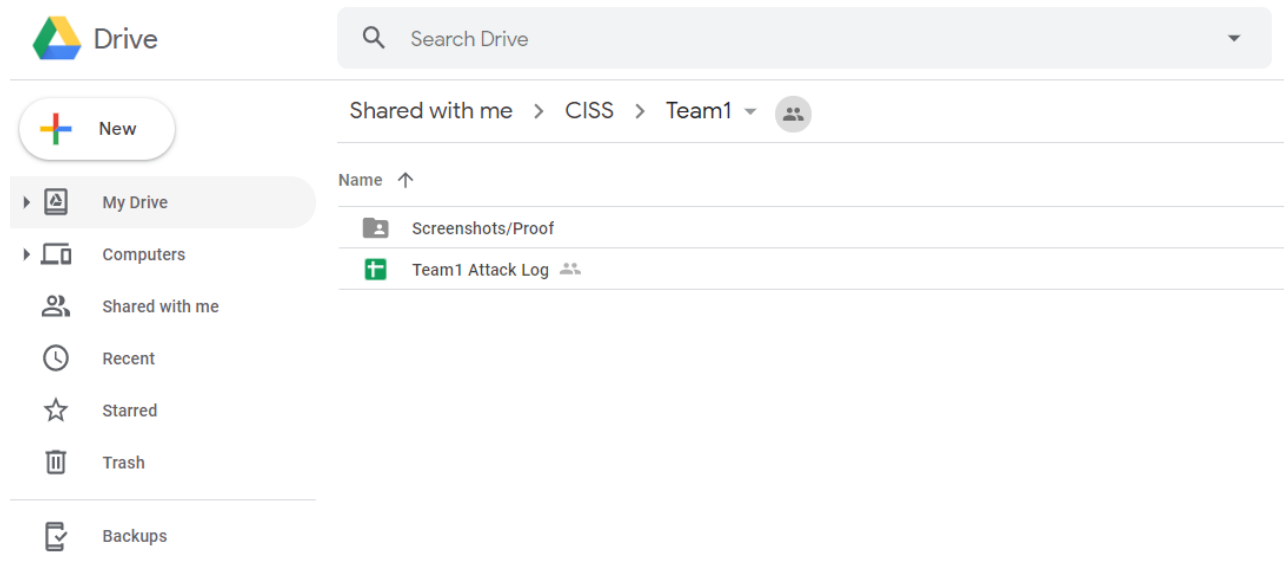
Figure 3: CloneHistorian architecture

Connecting to CloneHistorian is no different from connecting directly to the Historian. Its advantage is that it enables iTrust to decongest the network and prevent Blue Teams from slowing one another down during the Exercise. CloneHistorian can scale up to smoothly servicing as many concurrent Blue Teams as required. It has gone through rigorous stress-testing and fine-tuning using different scenarios to meet the expected load during the Exercise, and is already being used by iTrust.

iTrust will provide programming examples to get values of all the sensors, actuators, and other-related information in real-time (the application programming interface will be in Python).

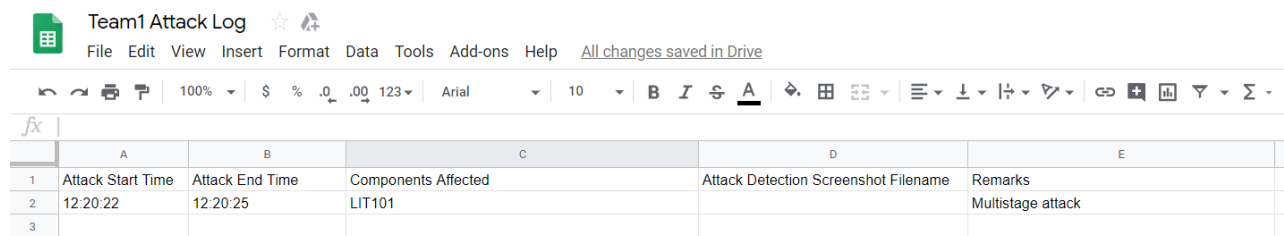
Annex B: Submission of detection logs and screenshots to Google Drive

Each Blue Team will be assigned a unique Google Drive account which other Blue Teams have no access to; as administrator, only iTrust can view all of the accounts. There will be a file (attack log) and a folder (screenshots) in each Drive:



Under the Attack Log, Blue Teams will need to key in the following fields for each attack detected:

- Attack Start Time
- Attack End Time
- Process/sensor Affected
- Attack Detection Screenshot Filename
- Remarks



The screenshot shows a Google Sheets spreadsheet titled 'Team1 Attack Log'. The spreadsheet has five columns: A (Attack Start Time), B (Attack End Time), C (Components Affected), D (Attack Detection Screenshot Filename), and E (Remarks). The first row contains headers for these columns. The second row contains the following data: 12:20:22, 12:20:25, LIT101, and Multistage attack. The third row is empty.

	A	B	C	D	E
1	Attack Start Time	Attack End Time	Components Affected	Attack Detection Screenshot Filename	Remarks
2	12:20:22	12:20:25	LIT101		Multistage attack
3					

Blue Teams will also need to upload screenshots of each attack detection as proof that an attack had been detected.

Annex C: Scoresheet for Red Teams

For Judges' use		For iTrust's use			
1	Point of entry	Point of entry modifier, p			
	<input type="checkbox"/> Cyber City <input type="checkbox"/> SWaT	<input type="checkbox"/> 1.0 (Cyber City) <input type="checkbox"/> 0.8 (SWaT)			
2	Manipulation of physical process	Able to exercise control?	Physical process, g_p	Control modifier, c_p	Sub-total $g_p \times c_p$
a	<input type="checkbox"/> Motorised Valves (open / close / transition / intermediate)	<input type="checkbox"/> Yes <input type="checkbox"/> No	100 points	<input type="checkbox"/> 1.0 <input type="checkbox"/> 0.5	<input type="checkbox"/> 100 <input type="checkbox"/> 50
b	<input type="checkbox"/> Water Pumps (on/off)	<input type="checkbox"/> Yes <input type="checkbox"/> No	130 points	<input type="checkbox"/> 1.0 <input type="checkbox"/> 0.5	<input type="checkbox"/> 130 <input type="checkbox"/> 65
c	<input type="checkbox"/> Pressure	<input type="checkbox"/> Yes <input type="checkbox"/> No	145 points	<input type="checkbox"/> 1.0 <input type="checkbox"/> 0.5	<input type="checkbox"/> 145 <input type="checkbox"/> 72.5
d	<input type="checkbox"/> Tank fill level (true water amount, not sensor reading)	<input type="checkbox"/> Yes <input type="checkbox"/> No	160 points	<input type="checkbox"/> 1.0 <input type="checkbox"/> 0.5	<input type="checkbox"/> 160 <input type="checkbox"/> 80
e	<input type="checkbox"/> Chemical dosing	<input type="checkbox"/> Yes <input type="checkbox"/> No	180 points	<input type="checkbox"/> 1.0 <input type="checkbox"/> 0.5	<input type="checkbox"/> 180 <input type="checkbox"/> 90
3	Manipulation of sensor data	Able to exercise control?	Sensor data, g_s	Control modifier, c_s	Sub-total $g_s \times c_s$
a	<input type="checkbox"/> Historian values	<input type="checkbox"/> Yes <input type="checkbox"/> No	100 points	<input type="checkbox"/> 1.0 <input type="checkbox"/> 0.5	<input type="checkbox"/> 100 <input type="checkbox"/> 50
b	<input type="checkbox"/> HMI/SCADA values	<input type="checkbox"/> Yes <input type="checkbox"/> No	130 points	<input type="checkbox"/> 1.0 <input type="checkbox"/> 0.5	<input type="checkbox"/> 130 <input type="checkbox"/> 65
c	<input type="checkbox"/> PLC values	<input type="checkbox"/> Yes <input type="checkbox"/> No	160 points	<input type="checkbox"/> 1.0 <input type="checkbox"/> 0.5	<input type="checkbox"/> 160 <input type="checkbox"/> 80
d	<input type="checkbox"/> Remote I/O values	<input type="checkbox"/> Yes <input type="checkbox"/> No	200 points	<input type="checkbox"/> 1.0 <input type="checkbox"/> 0.5	<input type="checkbox"/> 200 <input type="checkbox"/> 100
4	Bonus points for novel attacks				
Remarks on attack					<input type="checkbox"/> 10 <input type="checkbox"/> 20 <input type="checkbox"/> 30
					Final score, s